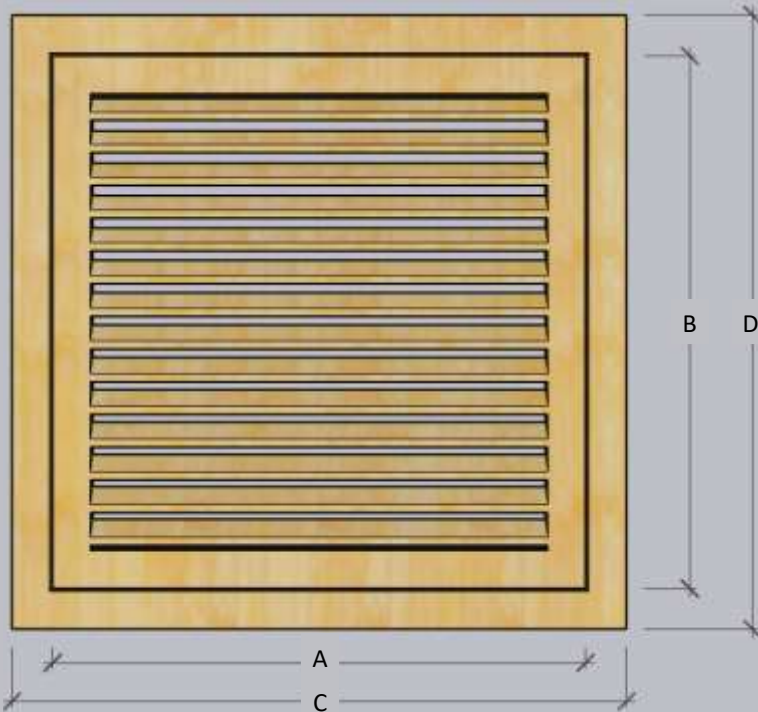


30x18 Wood Return Air Filter Grille

A Filter Width	30"
B Filter Height	18"
C Outside Width	34 1/2"
D Outside Height	22 1/2"
Outside Thickness (without applique)	3/4"
Rough Opening Width (minimum—maximum)	30 1/4" - 33"
Rough Opening Height (minimum—maximum)	18 1/4" - 21"
Hinge Location	Side (reversible)
Free Area	2.560 SF / 68.3%




EDGE OPTIONS




Ogee Applique Option



Ogee Edge Option



Quarter Round Edge Option



Standard Square Edge

Cutaway Detail

* Delete Filter Housing Option Available

