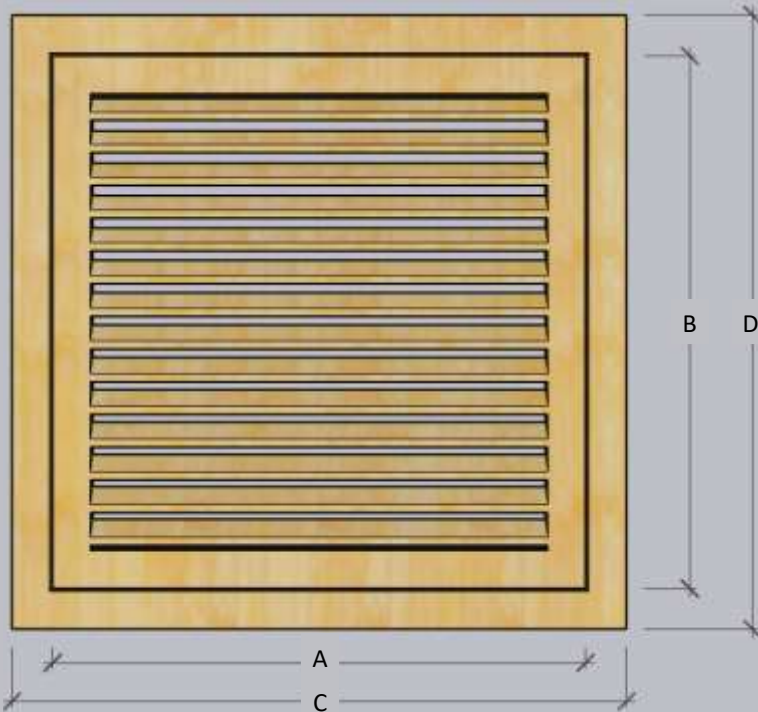


30x14 Wood Return Air Filter Grille

A Filter Width	30"
B Filter Height	14"
C Outside Width	34 1/2"
D Outside Height	18 1/2"
Outside Thickness (without applique)	3/4"
Rough Opening Width (minimum—maximum)	30 1/4" - 33"
Rough Opening Height (minimum—maximum)	14 1/4" - 17"
Hinge Location	Side (reversible)
Free Area	1.945 SF / 66.7%




EDGE OPTIONS




Ogee Applique Option



Ogee Edge Option



Quarter Round Edge Option



Standard Square Edge

Cutaway Detail

* Delete Filter Housing Option Available

