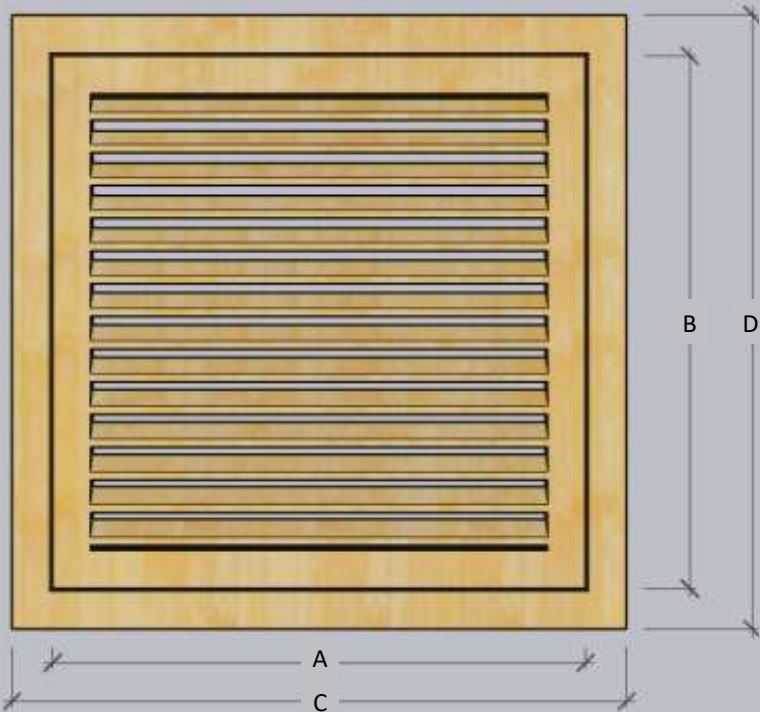


# 24x18 Wood Return Air Filter Grille

|  |                   |
|--|-------------------|
| A Filter Width                         | 24"               |
| B Filter Height                        | 18"               |
| C Outside Width                        | 28 1/2"           |
| D Outside Height                       | 22 1/2"           |
| Outside Thickness (without applique)   | 3/4"              |
| Rough Opening Width (minimum—maximum)  | 24 1/4" - 27"     |
| Rough Opening Height (minimum—maximum) | 18 1/4" - 21"     |
| Hinge Location                         | Side (reversible) |
| Free Area                              | 2.039 SF / 68.0%  |




## EDGE OPTIONS




Ogee Applique Option



Ogee Edge Option



Quarter Round Edge Option



Standard Square Edge

## Cutaway Detail

\* Delete Filter Housing Option Available

