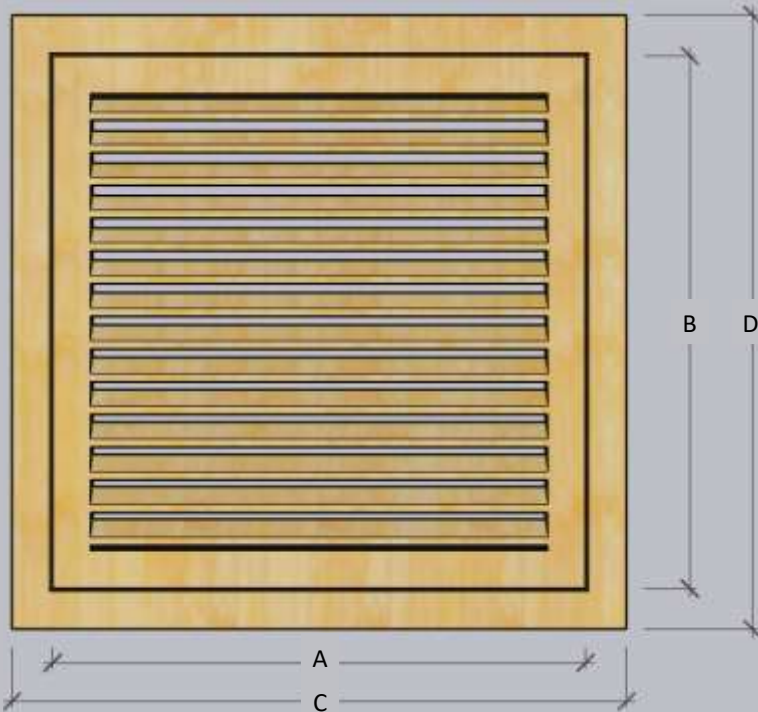


20x32 Wood Return Air Filter Grille


A Filter Width	20"
B Filter Height	32"
C Outside Width	24 1/2"
D Outside Height	36 1/2"
Outside Thickness (without applique)	3/4"
Rough Opening Width (minimum—maximum)	20 1/4" - 23"
Rough Opening Height (minimum—maximum)	32 1/4" - 35"
Hinge Location	Side (reversible)
Free Area	3.114 SF / 70.1%




EDGE OPTIONS




Ogee Applique Option



Ogee Edge Option



Quarter Round Edge Option



Standard Square Edge

Cutaway Detail

* Delete Filter Housing Option Available

