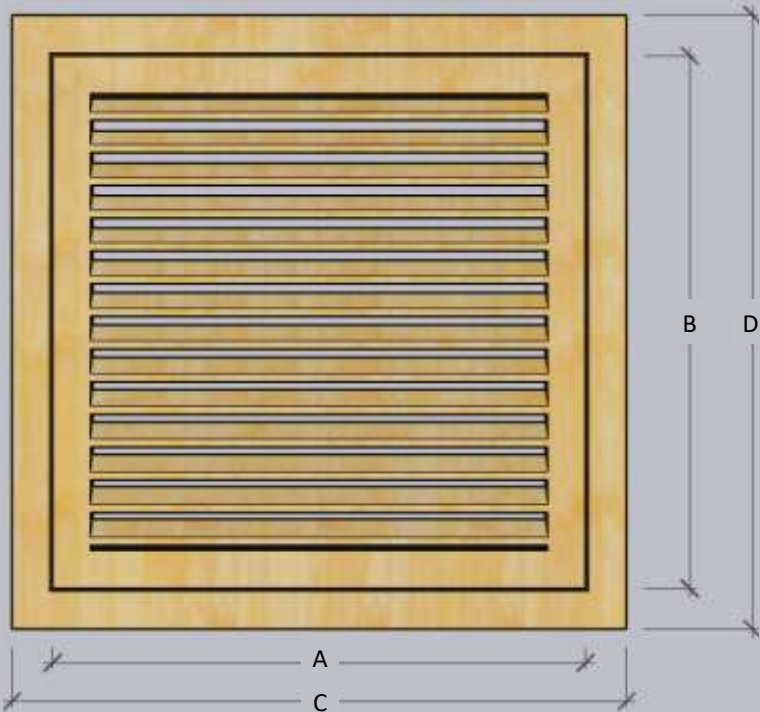


19x22 Wood Return Air Filter Grille


A Filter Width	19"
B Filter Height	22"
C Outside Width	23 1/2"
D Outside Height	26 1/2"
Outside Thickness (without applique)	3/4"
Rough Opening Width (minimum—maximum)	19 1/4" - 22"
Rough Opening Height (minimum—maximum)	22 1/4" - 25"
Hinge Location	Side (reversible)
Free Area	1.990 SF / 68.6%




EDGE OPTIONS




Ogee Applique Option



Ogee Edge Option



Quarter Round Edge Option



Standard Square Edge

Cutaway Detail

* Delete Filter Housing Option Available

