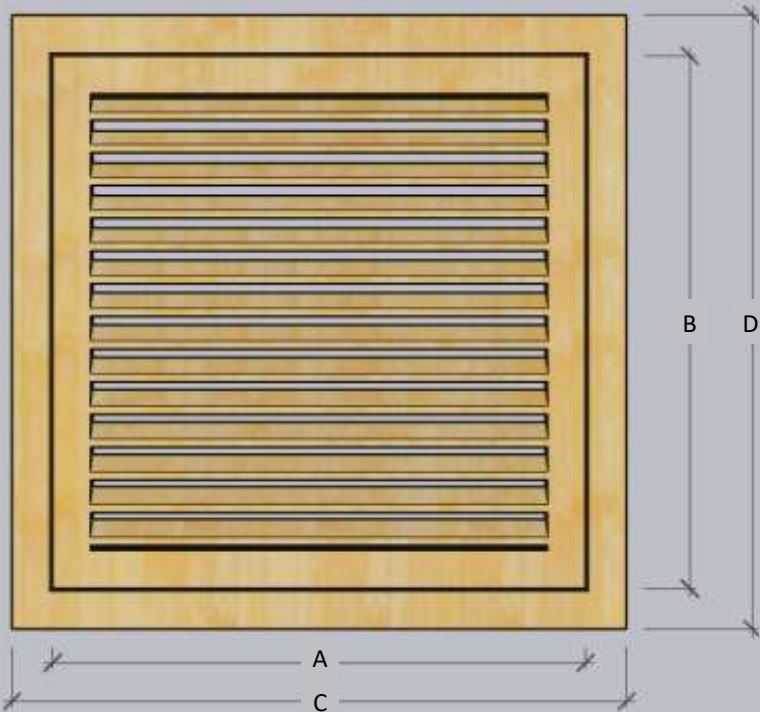


# 18x24 Wood Return Air Filter Grille

A Filter Width	18"
B Filter Height	24"
C Outside Width	22 1/2"
D Outside Height	28 1/2"
Outside Thickness (without applique)	3/4"
Rough Opening Width (minimum—maximum)	18 1/4" - 21"
Rough Opening Height (minimum—maximum)	24 1/4" - 27"
Hinge Location	Side (reversible)
Free Area	2.065 SF / 68.8%




## EDGE OPTIONS




Ogee Applique Option



Ogee Edge Option



Quarter Round Edge Option



Standard Square Edge

## Cutaway Detail

\* Delete Filter Housing Option Available

