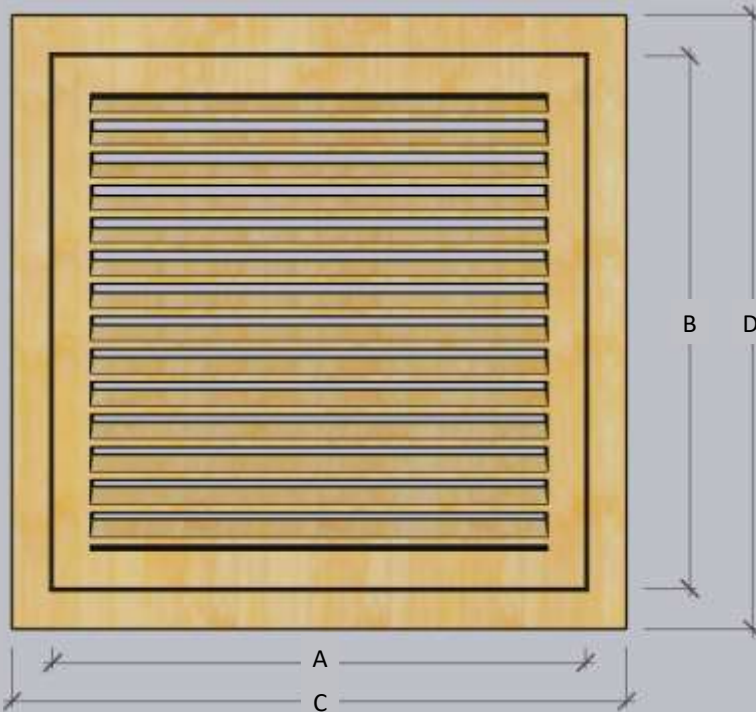


18x14 Wood Return Air Filter Grille


A Filter Width	18"
B Filter Height	14"
C Outside Width	22 1/2"
D Outside Height	18 1/2"
Outside Thickness (without applique)	3/4"
Rough Opening Width (minimum—maximum)	18 1/4" - 21"
Rough Opening Height (minimum—maximum)	14 1/4" - 17"
Hinge Location	Side (reversible)
Free Area	1.154 SF / 65.9%




EDGE OPTIONS




Ogee Applique Option



Ogee Edge Option



Quarter Round Edge Option



Standard Square Edge

Cutaway Detail

* Delete Filter Housing Option Available

