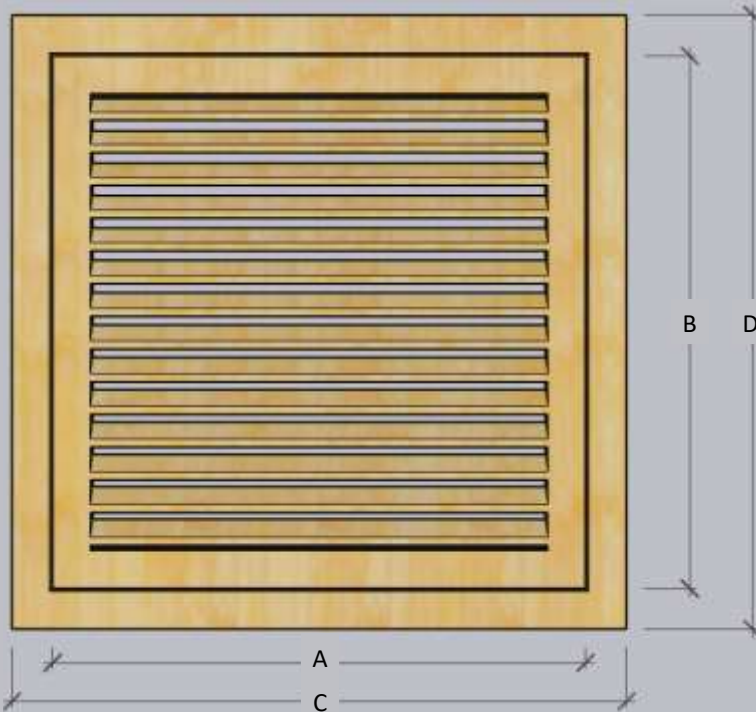


17x30 Wood Return Air Filter Grille

A Filter Width	17"
B Filter Height	30"
C Outside Width	21 1/2"
D Outside Height	34 1/2"
Outside Thickness (without applique)	3/4"
Rough Opening Width (minimum—maximum)	17 1/4" - 20"
Rough Opening Height (minimum—maximum)	30 1/4" - 33"
Hinge Location	Side (reversible)
Free Area	2.463 SF / 69.5%




EDGE OPTIONS




Ogee Applique Option



Ogee Edge Option



Quarter Round Edge Option



Standard Square Edge

Cutaway Detail

* Delete Filter Housing Option Available

