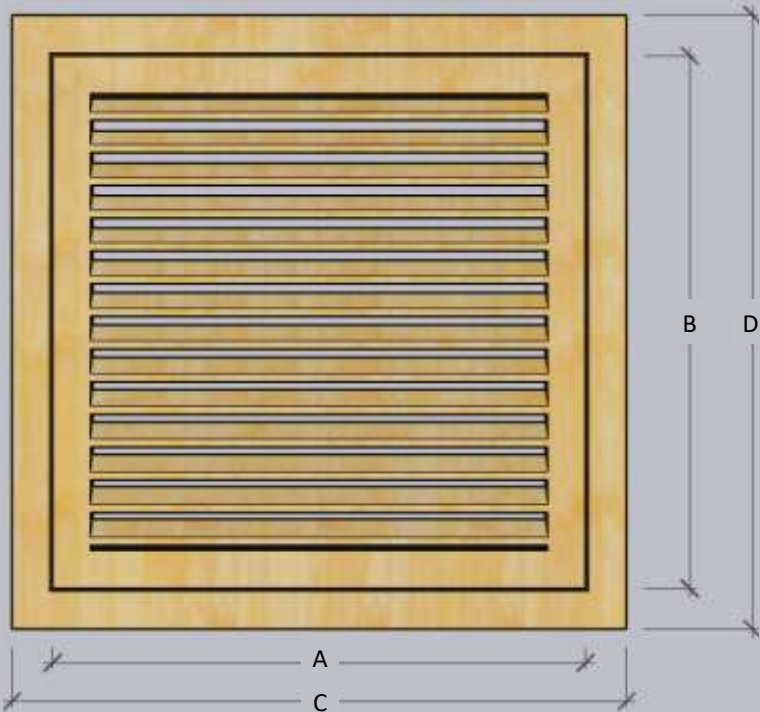


16x18 Wood Return Air Filter Grille

A Filter Width	16"
B Filter Height	18"
C Outside Width	20 1/2"
D Outside Height	22 1/2"
Outside Thickness (without applique)	3/4"
Rough Opening Width (minimum—maximum)	16 1/4" - 19"
Rough Opening Height (minimum—maximum)	18 1/4" - 21"
Hinge Location	Side (reversible)
Free Area	1.345 SF / 67.2%




EDGE OPTIONS




Ogee Applique Option



Ogee Edge Option



Quarter Round Edge Option



Standard Square Edge

Cutaway Detail

* Delete Filter Housing Option Available

