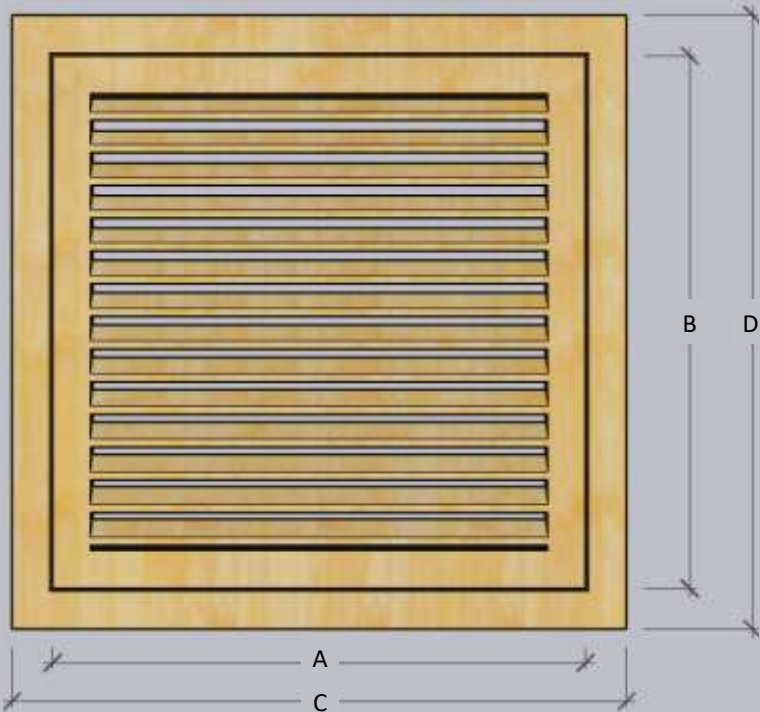


12x30 Wood Return Air Filter Grille

| | |
|--|-------------------|
| A Filter Width | 12" |
| B Filter Height | 30" |
| C Outside Width | 16 1/2" |
| D Outside Height | 34 1/2" |
| Outside Thickness (without applique) | 3/4" |
| Rough Opening Width (minimum—maximum) | 12 1/4" - 15" |
| Rough Opening Height (minimum—maximum) | 30 1/4" - 33" |
| Hinge Location | Side (reversible) |
| Free Area | 1.716 SF / 68.60% |




EDGE OPTIONS




Ogee Applique Option



Ogee Edge Option



Quarter Round Edge Option



Standard Square Edge

Cutaway Detail

* Delete Filter Housing Option Available

