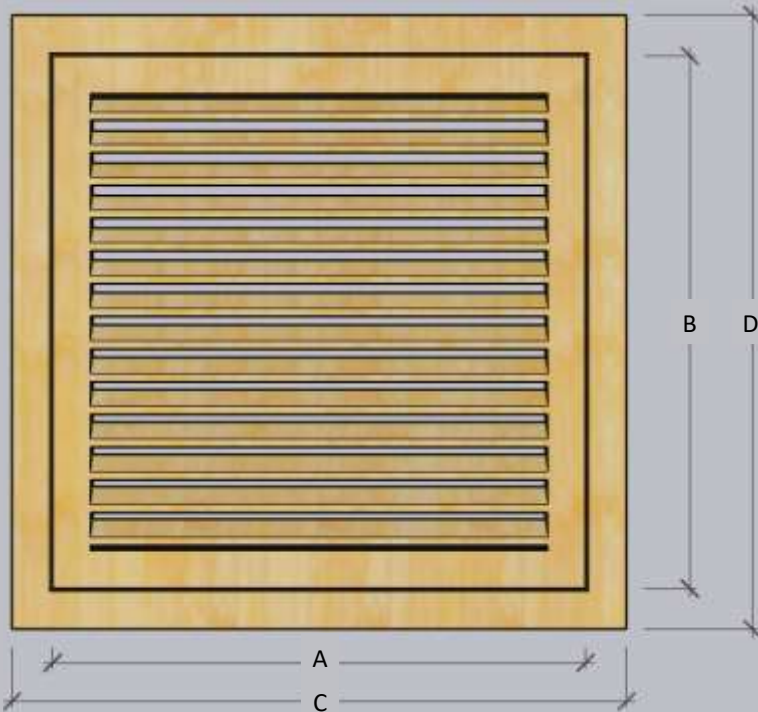


# 10x20 Wood Return Air Filter Grille


A Filter Width	10"
B Filter Height	20"
C Outside Width	14 1/2"
D Outside Height	24 1/2"
Outside Thickness (without applique)	3/4"
Rough Opening Width (minimum—maximum)	10 1/4" - 13"
Rough Opening Height (minimum—maximum)	20 1/4" - 23"
Hinge Location	Side (reversible)
Free Area	0.923 SF / 66.4%




## EDGE OPTIONS




Ogee Applique Option



Ogee Edge Option



Quarter Round Edge Option



Standard Square Edge

## Cutaway Detail

\* Delete Filter Housing Option Available

